



PG 115 PG 175

Machine for tunnels

Perforatrici per tunnel

Technical data

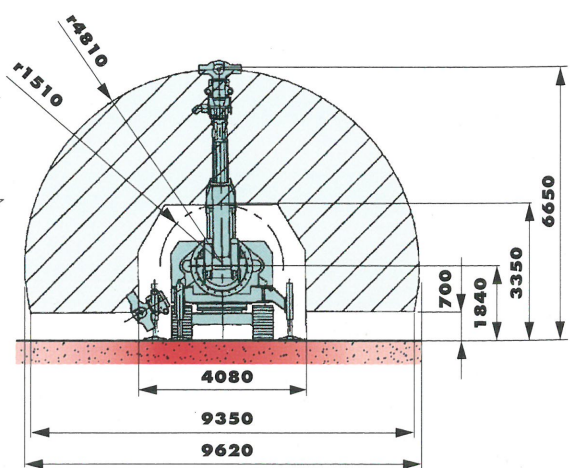
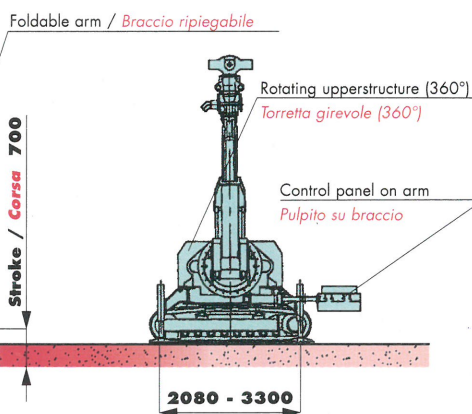
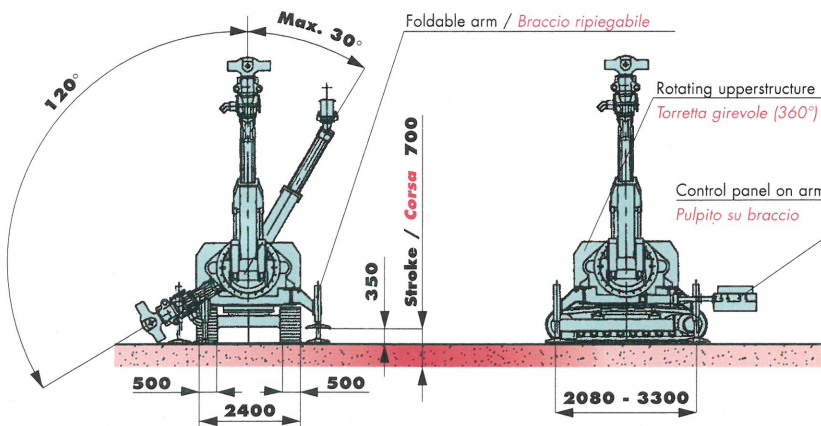
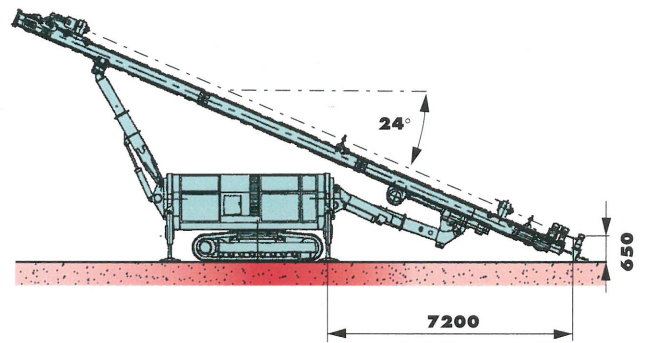
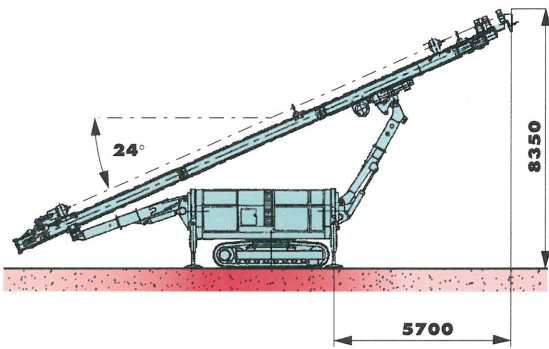
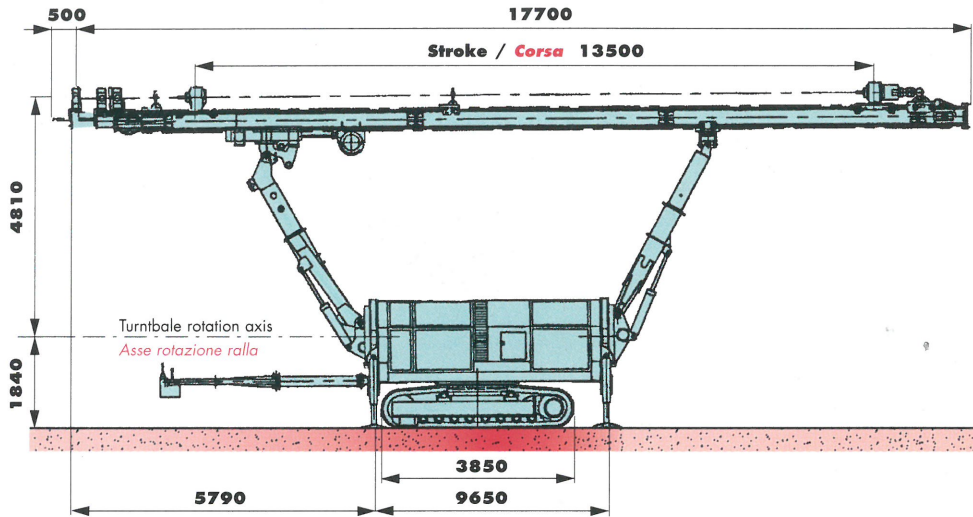

Dati tecnici

PG115

Crawlers	Carro		
Shoes width	Larghezza pattini	19.7 in	500 mm
Travelling speed	Velocità di traslazione	0÷0.6 mph	0÷1 km/h
Max. gradeability	Pendenza max. superabile	45%	45%
Engine	Motore		DEUTZ BF6L 913
Type	Tipo		
Rated power (ISO-IFN) 2500 rpm	Potenza (ISO-IFN) 2500 rpm	148 HP	109 kW
Fuel tank capacity	Capacità serbatoio gasolio	42 gal	160 l
Fuel consumption	Consumo	0.35 lb/kWh	215 gr/kWh
Hydraulic oil tank capacity	Capacità serbatoio olio idraulico	185 gal	700 l
Mast	Mast	Horizontal	Vertical
Mast length	Lunghezza mast	58 ft 17700 mm	41.7 ft 12700 mm
Stroke of rotary head	Corsa testa di rotazione	44 ft 13500 mm	29.5 ft 9000 mm
Extraction force	Forza di estrazione	18,000 lbs 80 kN	18,000 lbs 80 kN
Crowd force	Spinta sull'utensile	18,000 lbs 80 kN	18,000 lbs 80 kN
Extraction speed	Velocità di estrazione	0÷82 ft/min 0÷25 m/min	0÷82 ft/min 0÷25 m/min
Crowd speed	Velocità di avanzamento	0÷82 ft/min 0÷25 m/min	0÷82 ft/min 0÷25 m/min
Rotary head	Testa rotary		T 1000 6V
Max. torque	Coppia max.	8,850 ft lb	12 kNm
Max. speed	Velocità max.	700 rpm	700 rpm
Clamps	Morse		M2Z/M2SZ
Blocking clamp dia.	Morsa di bloccaggio dia.	1.6÷10 in	40÷254 mm
Clamping force	Forza di chiusura	32,600 lbs	145 kN
Joint breaker dia.	Morsa svitatrice	1.6÷10 in	40÷254 mm
Clamping force	Forza di chiusura	32,600 lbs	145 kN
Break-out torque	Coppia di svitamento	33,190 ft lb	45 kNm
Weight	Peso		
Weight of rig	Peso attrezzatura	61,730 lb	28000 Kg

Dimensions

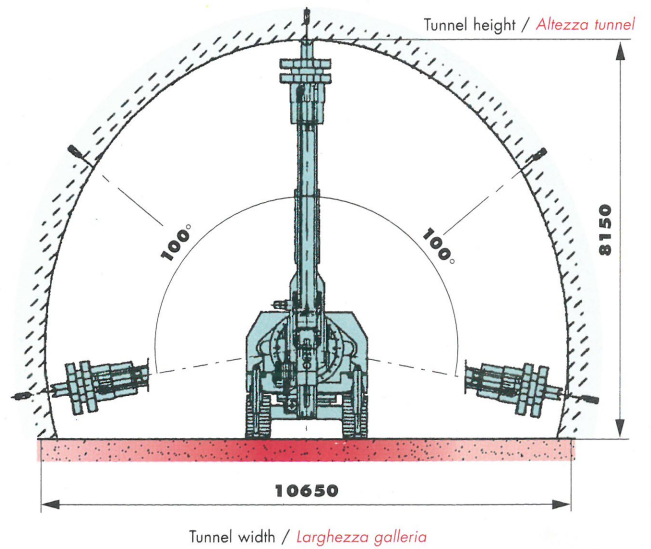
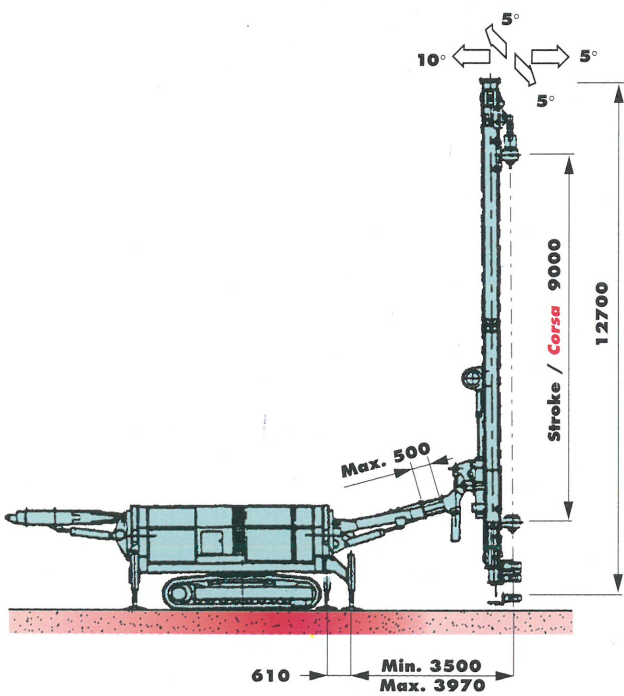
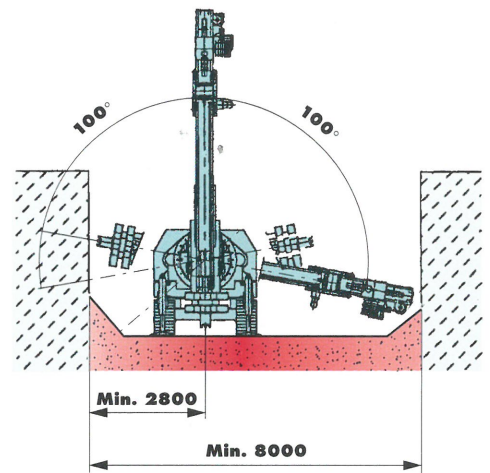
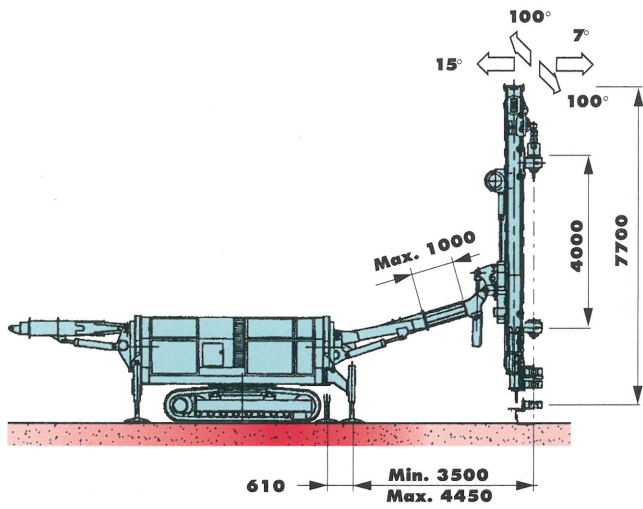
Dimensioni



Vertical mast movements

Movimentazioni mast verticale

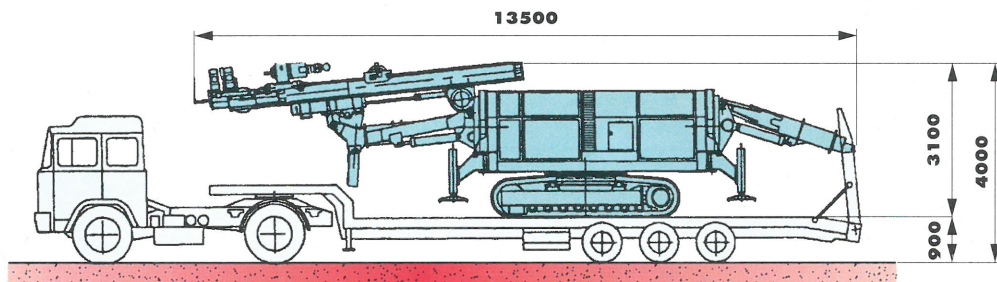
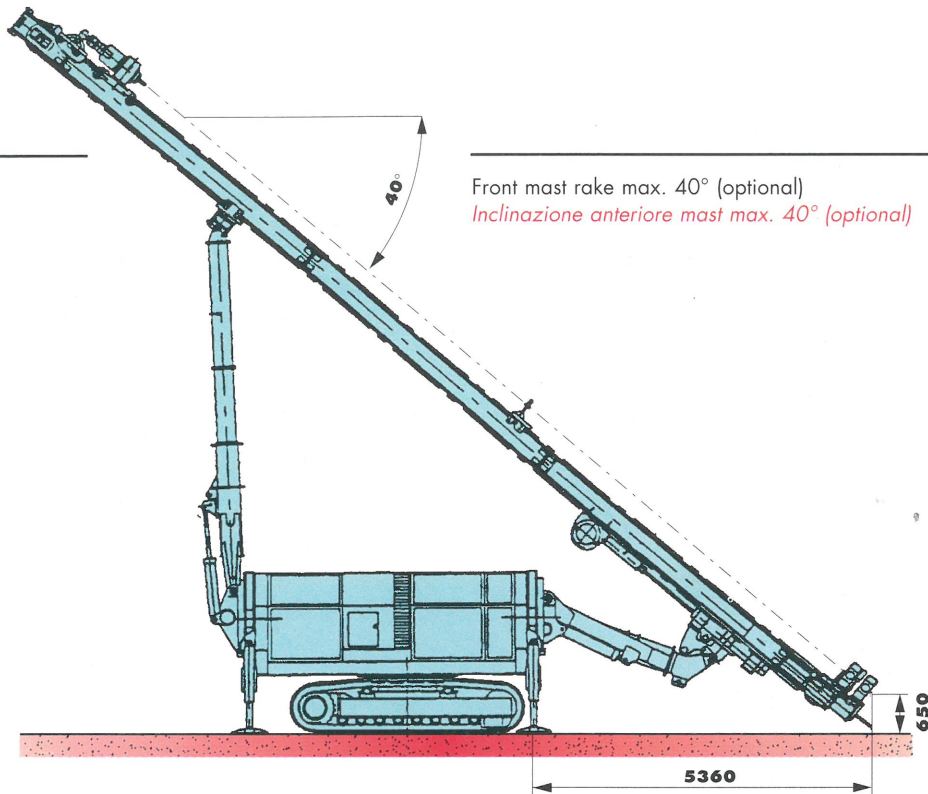
PG115



Mast movements and transport

Movimentazioni mast e trasporto

PG115



Mast central part
Sezione centrale mast



Mast rear part
Sezione posteriore mast

Base undercarriage	Carro base	Width Larghezza	Length Lunghezza	Height Altezza
Transport dimensions without mast	Dimensioni di trasporto (senza mast)	8 ft 2480 mm	44 ft 13500 mm	10 ft 3100 mm
Weight of rig during transport	Peso carro in trasporto		58,400 lb 26500 Kg	
Mast	Mast		Central Centrale	Rear Posteriore
Transport length	Lunghezza di trasporto		16 ft 5000 mm	19.7 ft 6000 mm
Mast weight during transport	Peso mast in trasporto		3,300 lb 1500 Kg	